

Furniture Standards



Kimball®Office



Our main priority is our commitment to sustainable business practices and continuous improvement. It's part of our heritage to take initiative, reduce waste, conserve energy, commit fully and to lead by example. It's not enough to simply sustain. We strive to enhance our world.

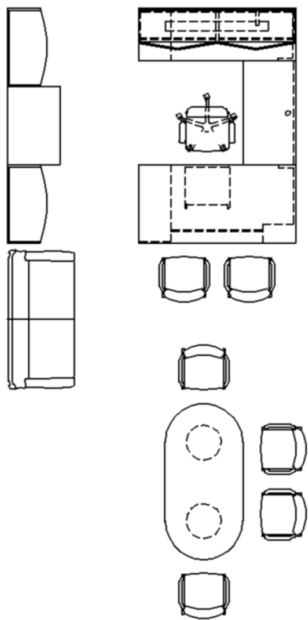
By considering a full continuum of environmental factors—including durable engineering, recycled and recyclable materials, indoor air quality, packaging, and beyond, we have greatly improved the life cycle performance of our furniture.

We are proud to state that 100% of our manufactured products are level® 2 or 3 certified. We now offer you the most sustainable portfolio around, which includes systems, casegoods, tables and seating. And, our surface materials program has resulted in the industry's first comprehensive offering to be designed around sustainability. The offering includes environmentally friendly textiles, woods, laminates, and paint finishes.

The Priority desking product line utilizes our proprietary UV finish, Pura®, and may help you contribute to LEED® points.

Priority™

Priority's broad selection of options and versatile style let you choose the right look for your office.



72" x 36" Desk with B/B/F

48" x 24" Bridge

72" x 24" Credenza with F/F

72" Hutch with hinged doors, tack board, & task light

36" Bookcase, 5 adjustable shelves (quantity 2)

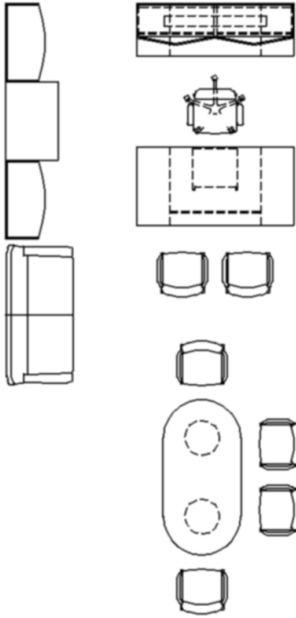
36" Lateral file, 4 drawers

72" W x 36" table with 6 chairs

Loveseat or lounge chairs (optional)

Associate/Assistant VP

6' X 9' Priority U-Shape Desk left or right; wood finish
Option A



72" x 36" Desk with B/B/F and F/F

72" x 24" Credenza with 2 F/F pedestals

72" Hutch with hinged doors, tack board, & task light

36" Bookcase, 5 adjustable shelves (quantity 2)

36" Lateral file, 4 drawers

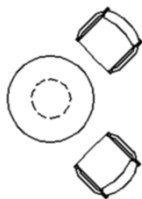
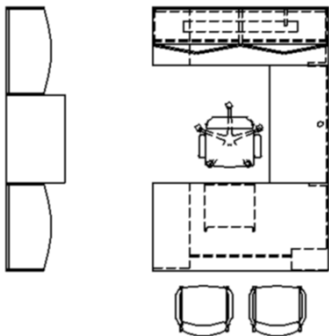
72" W x 36" table with 6 chairs

Loveseat or lounge chairs (optional)



Associate/Assistant VP

Priority Desk, Credenza and Hutch; wood finish
Option B



72" x 36" Desk with B/B/F

48" x 24" Bridge

72" x 24" Credenza with F/F

72" Hutch with hinged doors, tack board, & task light

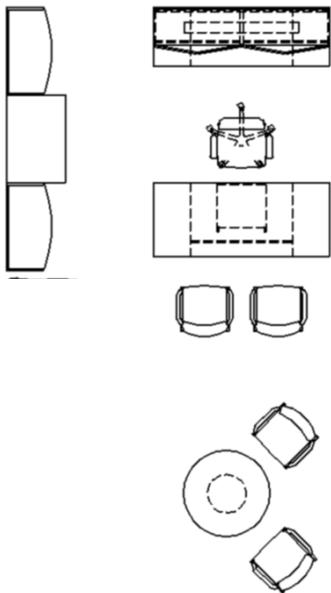
36" Bookcase, 5 adjustable shelves (quantity 2)

36" Lateral file, 4 drawers

36" Round table with 4 chairs

Director/Dean

6' X 9' Priority U-Shape Desk left or right; laminate
Option A



72" x 36" Desk with B/B/F and F/F

72" x 24" Credenza with 2 F/F pedestals

72" Hutch with hinged doors, tack board, & task light

36" Bookcase, 5 adjustable shelves (quantity 2)

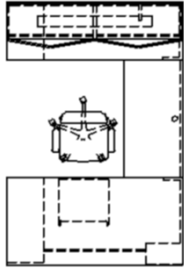
36" Lateral file, 4 drawers

36" Round table with 4 chairs



Director/Dean

Priority Desk, Credenza and Hutch; laminate
Option B



72" x 36" Desk with B/B/F

48" x 24" Bridge

72" x 24" Credenza with F/F

72" Hutch with hinged doors, tack board, & task light

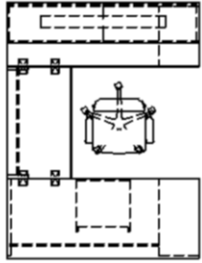
36" Bookcase, 5 adjustable shelves (quantity 2)

36" Lateral file, 4 drawers

36" Round table with 4 chairs

Associate/Assistant Dean

Priority Desk, Credenza and Hutch; laminate



72" x 30" Desk with B/B/F

42" x 24" Bridge

72" x 24" Credenza with F/F

72" Hutch with recessed flipper doors, tack board, & task light

36" Metal bookcase, 5 adjustable shelves


36" Metal lateral file, 4 drawers

Side chairs (quantity 2)

Department Head/Division Chair/Associate & Assistant Director/Manager

6' X 8' U-Shape Desk left or right; laminate top, metal case

Option A



72" x 30" Desk with 2 B/B/F

72" x 24" Credenza with 2 F/F pedestals

72" Hutch with recessed flipper doors, tack board, & task light

36" Metal bookcase, 5 adjustable shelves

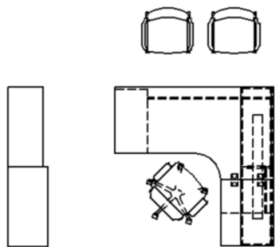
36" Metal lateral file, 4 drawers

Side chairs (quantity 2)

Department Head/Division Chair/Associate & Assistant Director/Manager

Desk, Credenza, and Hutch; laminate top, metal case

Option B



72" x 30" Extended corner unit with B/B/F

36" x 24" Return with F/F

72" Hutch with recessed flipper doors, tack board, & task light

36" Metal bookcase, 5 adjustable shelves

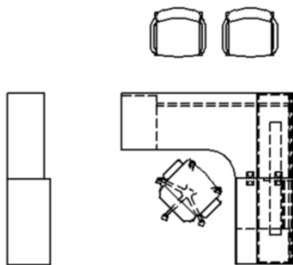
36" Metal lateral file, 4 drawers

Side chairs (quantity 2)

Faculty/Professional Staff

6' X 6' L-Shape Desk left or right; laminate top, metal case

Option A



72" x 24" Extended corner unit with B/B/F

30" x 24" Return with F/F

72" Hutch with recessed flipper doors, tack board, & task light

36" Metal bookcase, 5 adjustable shelves

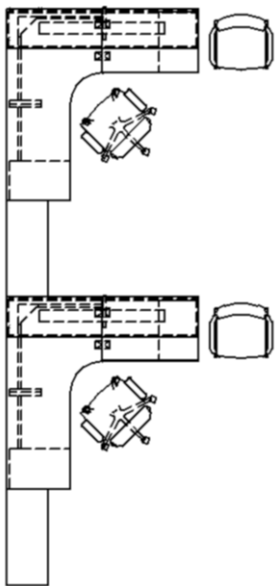
36" Metal lateral file, 4 drawers

Side chairs (quantity 2)

Faculty/Professional Staff

6' X 6' L-Shape Desk left or right; laminate top, metal case

Option B



72" x 24" Extended corner unit B/B/F

36" x 24" Return with F/F


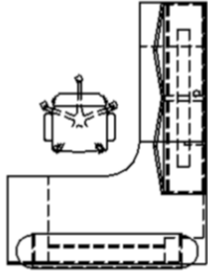
72" Hutch with recessed flipper doors, tack boards, & task light

36" (2) drawer lateral file with 3 shelf bookcase

Side chair

Adjunct Faculty/Post Doctorate/Emeritus

6' X 6' left or right; laminate top, metal case



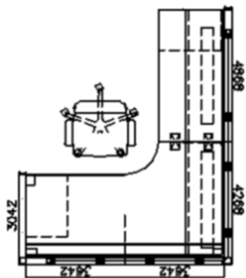
72" x 42" Extended corner unit with B/B/F and transaction counter

48" x 24" Return with F/F

72" Hutch with hinged doors, tack board, & task light

Administrative/Reception Station

6' X 7.5' left or right; laminate



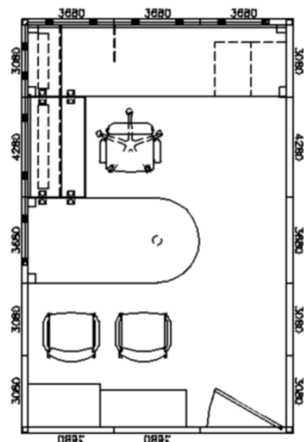
72" x 48" Extended corner unit with B/B/F and transaction counter on 42" H panels

48" x 24" Return with F/F

(2) 48" Panel mounted binder bins with recessed flipper doors, tack board,
& task light on 68" H panels

Administrative/Reception Station

6' X 8' Cubicle left or right; laminate top, metal case



80" H panel with tackable fabric

72" x 36" U-top with cylinder support

42" x 24" Bridge

108" x 30" Credenza with B/B/F and F/F or 2H lateral file

(2) Binder bins with recessed flipper doors & task lights

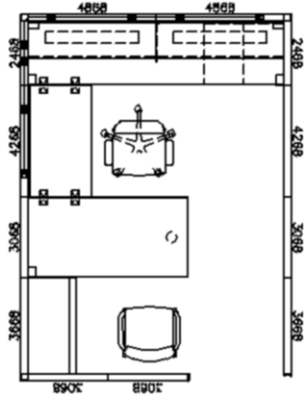
36" Bookcase, 5 adjustable shelves

36" Lateral file, 4 drawers

Side chairs (quantity 2)

Manager Cubicle

9' X 14' Cubicle with door, left or right



68" H Panels with tackable fabric

60" x 30" Desk

42" x 24" Bridge

96" x 24" Credenza with B/B/F and F/F

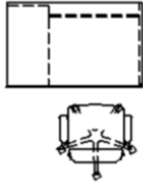
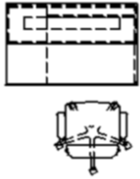
(2) 48" Binder bins with recessed flipper doors & task lights

36" (2) Drawer lateral file with 3 shelf bookcase

Side chair

Faculty/Professional Staff Cubicle

8' X 11' Cubicle left or right



48" x 30" Desk with B/B/F

48" Hutch with recessed flipper door, tack board, & task light (optional)

Graduate Assistant/Student Workers

Laminate top, metal case

Shelley Johnson - WVU Interior Design Manager

Shelley.Johnson@mail.wvu.edu

o 304.293.2606 c 304.288.5807

